

Social Justice Grants Analysis

Regional Impact and Influence

Philanthropy Magnified



We Value:

Integrity, inclusion and transparency in both grant-making and stewardship of resources;

Impartiality and flexibility, matching community needs with donor interests;

Involved donors who are empowered to take bold and effective philanthropic actions;

Community leadership in acquiring and sharing of knowledge;

Engaging in best practices and innovative models of service.

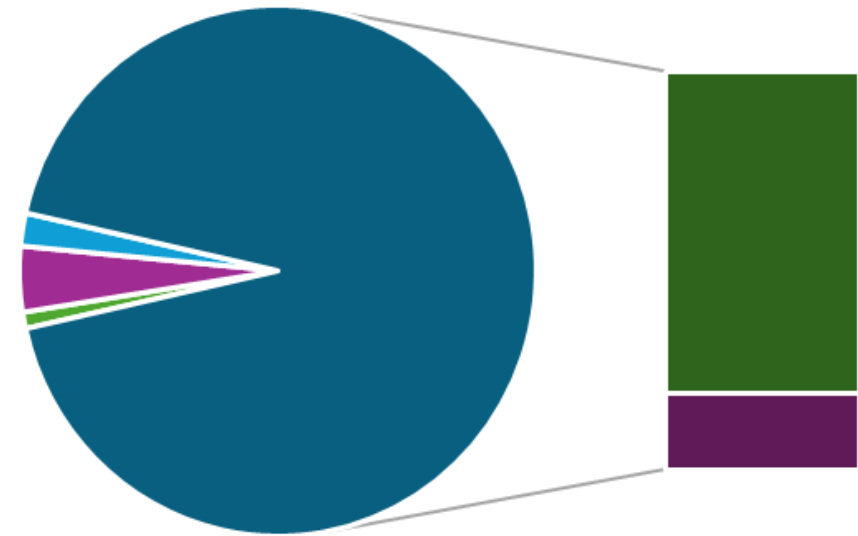
Regional Impact and Influence

93%

93% of grants stay in Tompkins County and surrounding region. Of grants totaling \$8.1 million, \$7.5 million are made to organizations in Tompkins County and our region. (01/01/21 - 12/31/23)

www.cftompkins.org

93% of funds stay in Tompkins County region



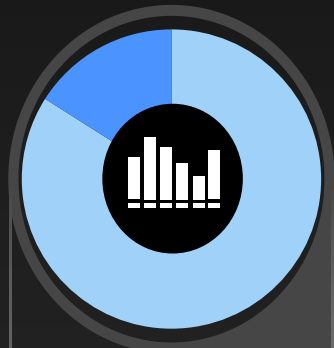
■ New York State ■ International ■ National ■ Local ■ Regional



Social Justice Grants Analysis

84%


Of Tompkins County Region grants totaling \$24.3 million, \$20.3 million employ social justice strategies. 2000 - 2023 www.cftompkins.org



83.7%

Social Justice Impact Grants


5,069 grants total
\$20,356,550 to
470 organizations



\$20.3M

Social Justice Regional Impact

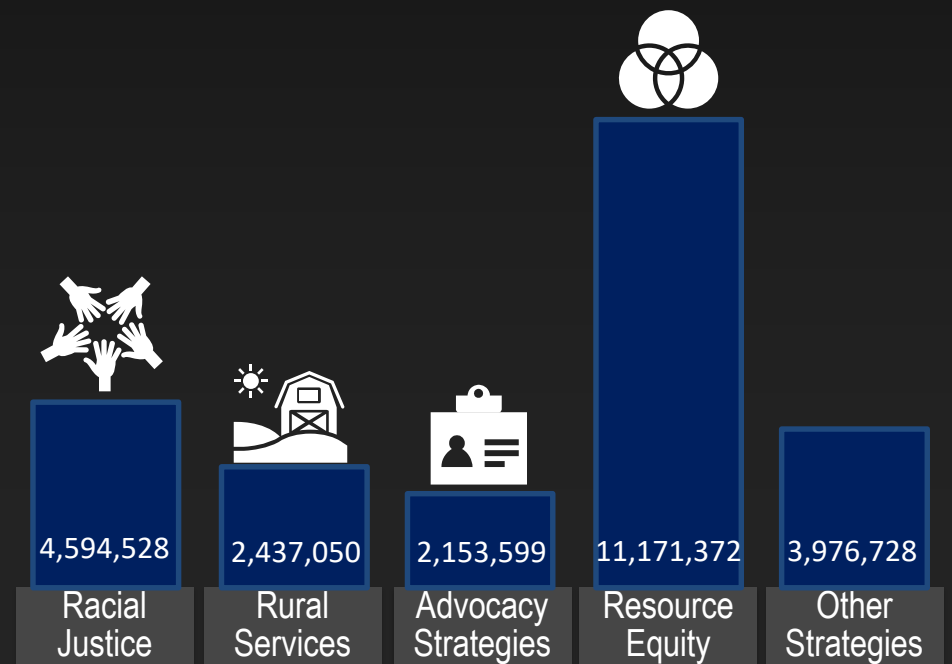
Regional grants incorporate social justice strategies



19.0%

Racial Justice Impact Grants

708 grants total
\$4,594,528 to
82 organizations

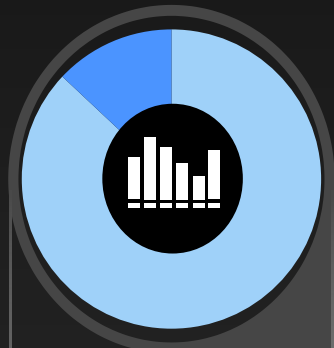




Social Justice Grants Analysis

87%

Of Tompkins County Region grants totaling \$11.5 million, \$10.0 million employ social justice strategies. 2019 – 2023 www.cftompkins.org



86.9%

Social Justice Impact Grants

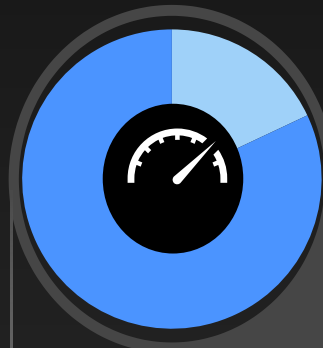
2,507 grants total
\$10,051,429 to
311 organizations



\$10.0M

Social Justice Regional Impact

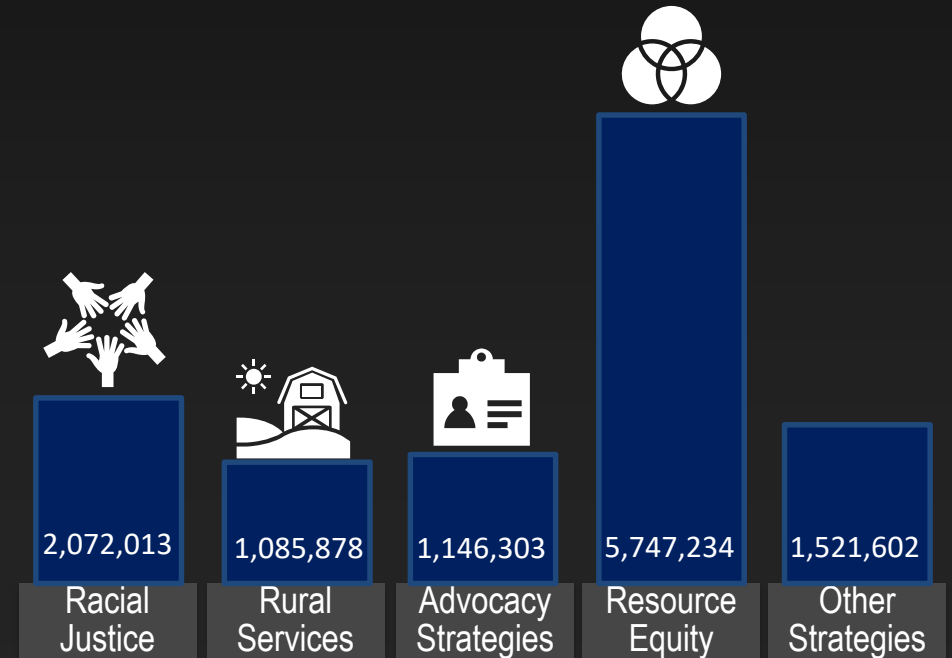
Regional grants incorporate social justice strategies



17.9%

Racial Justice Impact Grants

409 grants total
\$2,072,013 to
52 organizations



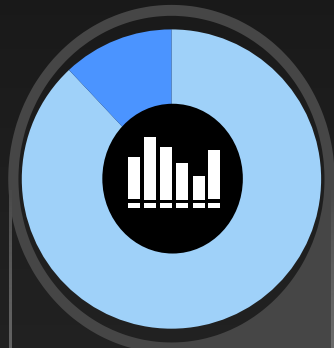


Social Justice Grants Analysis

86%

Of Tompkins County Region grants totaling \$7.5 million, \$6.5 million employ social justice strategies. 2021 – 2023

www.cftompkins.org



86.2%

Social Justice Impact Grants


1,695 grants total
\$6,478,059 to
280 organizations



\$6.5M

Social Justice Regional Impact

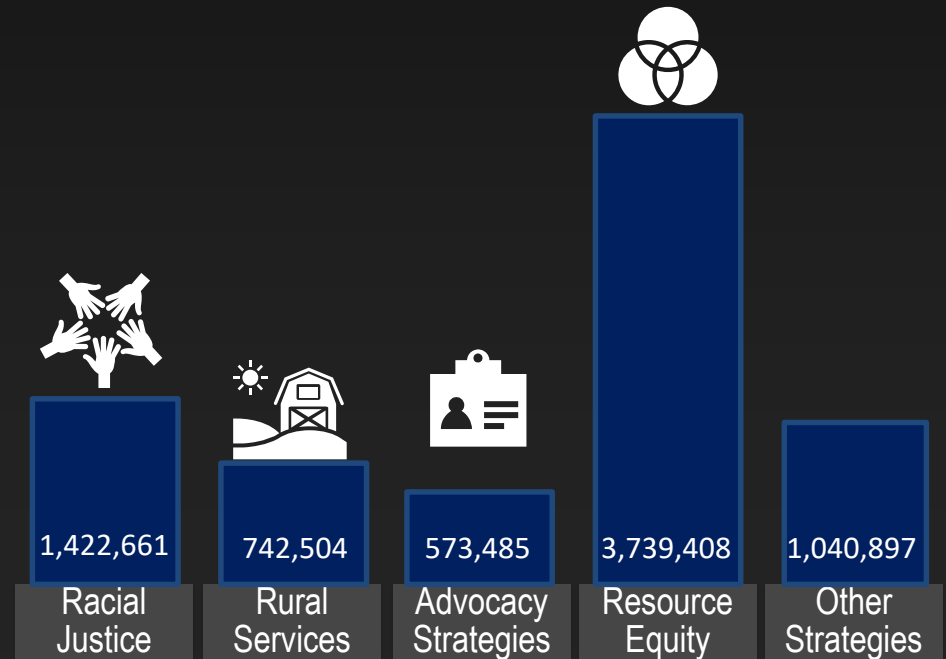
Regional grants incorporate social justice strategies

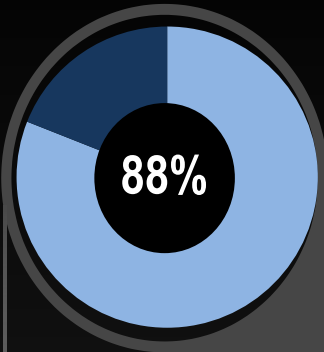


18.9%

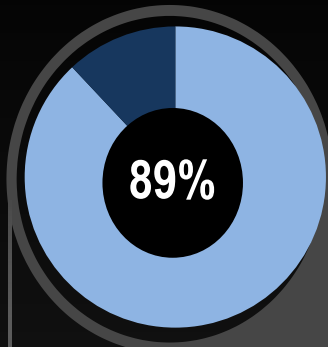
Racial Justice Impact Grants

292 grants total
\$1,422,661 to
46 organizations

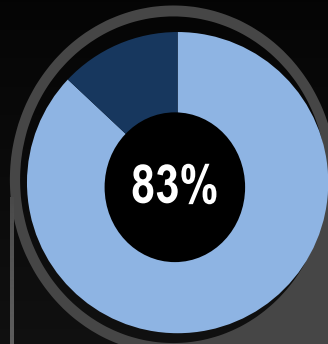




88% Social Justice Grants in 2019
\$1.7 million of total \$1.9 million grants



89% Social Justice Grants in 2021
\$2.3 million of total \$2.6 million grants



83% Social Justice Grants in 2023
\$2.0 million of total \$2.4 million grants

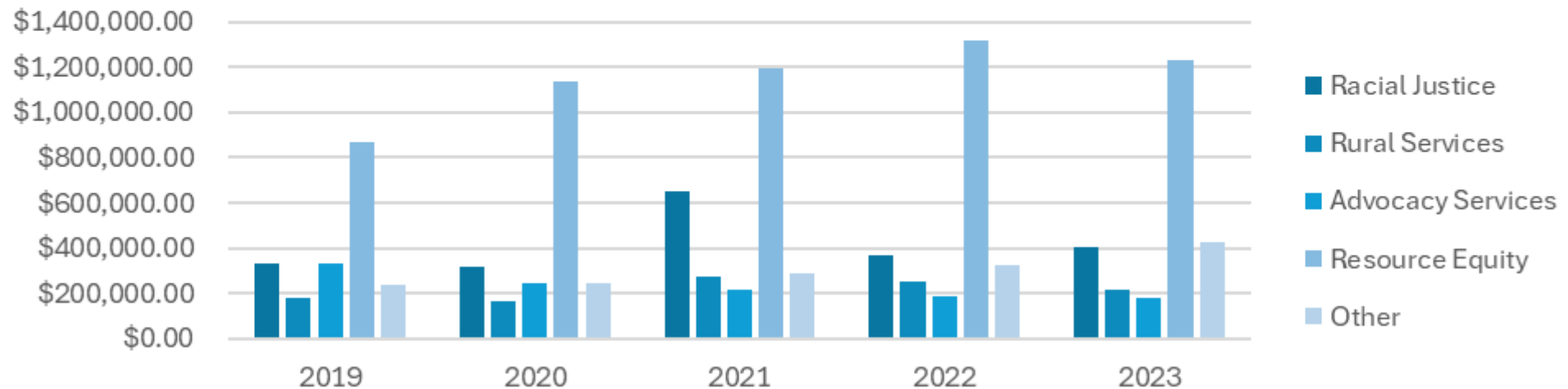
Social Justice Grants - Annual

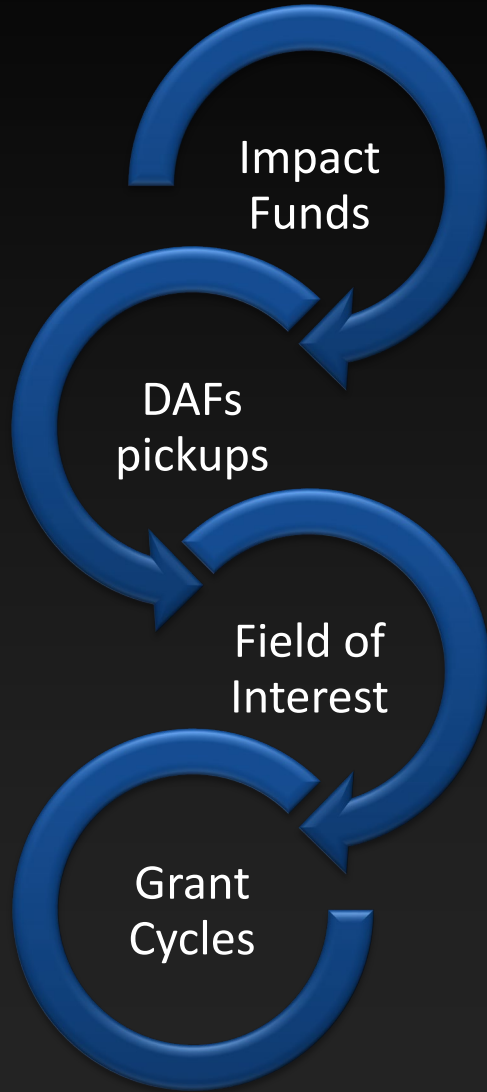
From 2019 – 2023, on average Social Justice Grants are **87%** Of local and regional grants totaling \$11.6 million, \$10.0 million employ social justice strategies. (01/01/2019 - 12/31/2023)

www.cftompkins.org

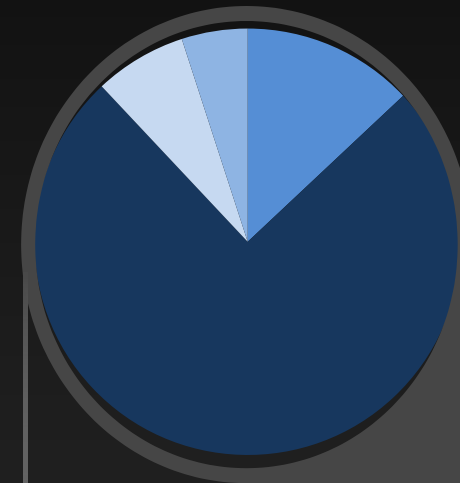
Social Justice Grants Analysis By Year - Tompkins County and Region

(Jan. 1, 2019 - Dec. 31, 2023)





Sharing Needs Expands Funding



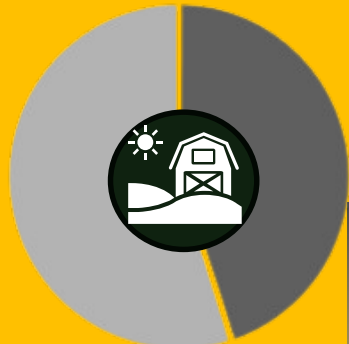
■ CFTC ■ DAF
■ DESG ■ FOI

Tompkins County Demographics	
0.2%	Native American, Alaska Native
4.0%	Black, African American
6.7%	Hispanic or Latino
10.0%	Asian
0.6%	Some other race
5.9%	Two or more races
72.6%	White

Tompkins County Demographics

27%

105,740 population Tompkins County, NY Of which 27% is a minority population and 73% a white population. census.gov (as of 2020)



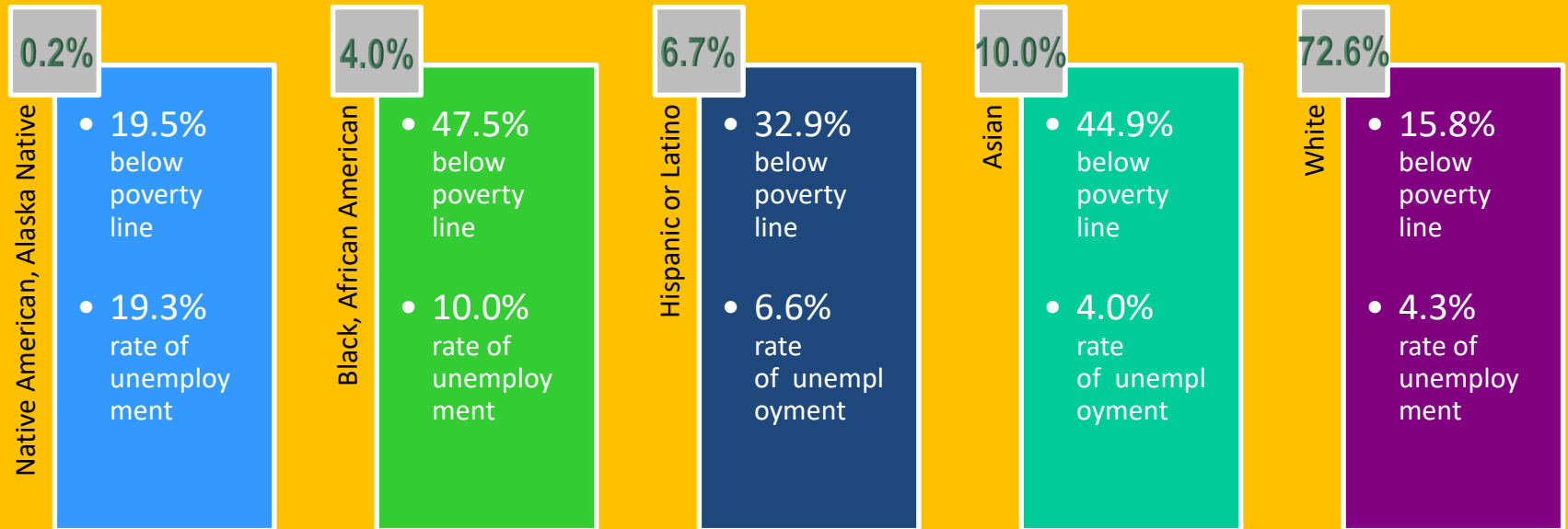
45%
Rural 45% of Tompkins County is rural, 55% resides in urban areas.

Source: US Census Bureau 2020
<https://data.census.gov/>

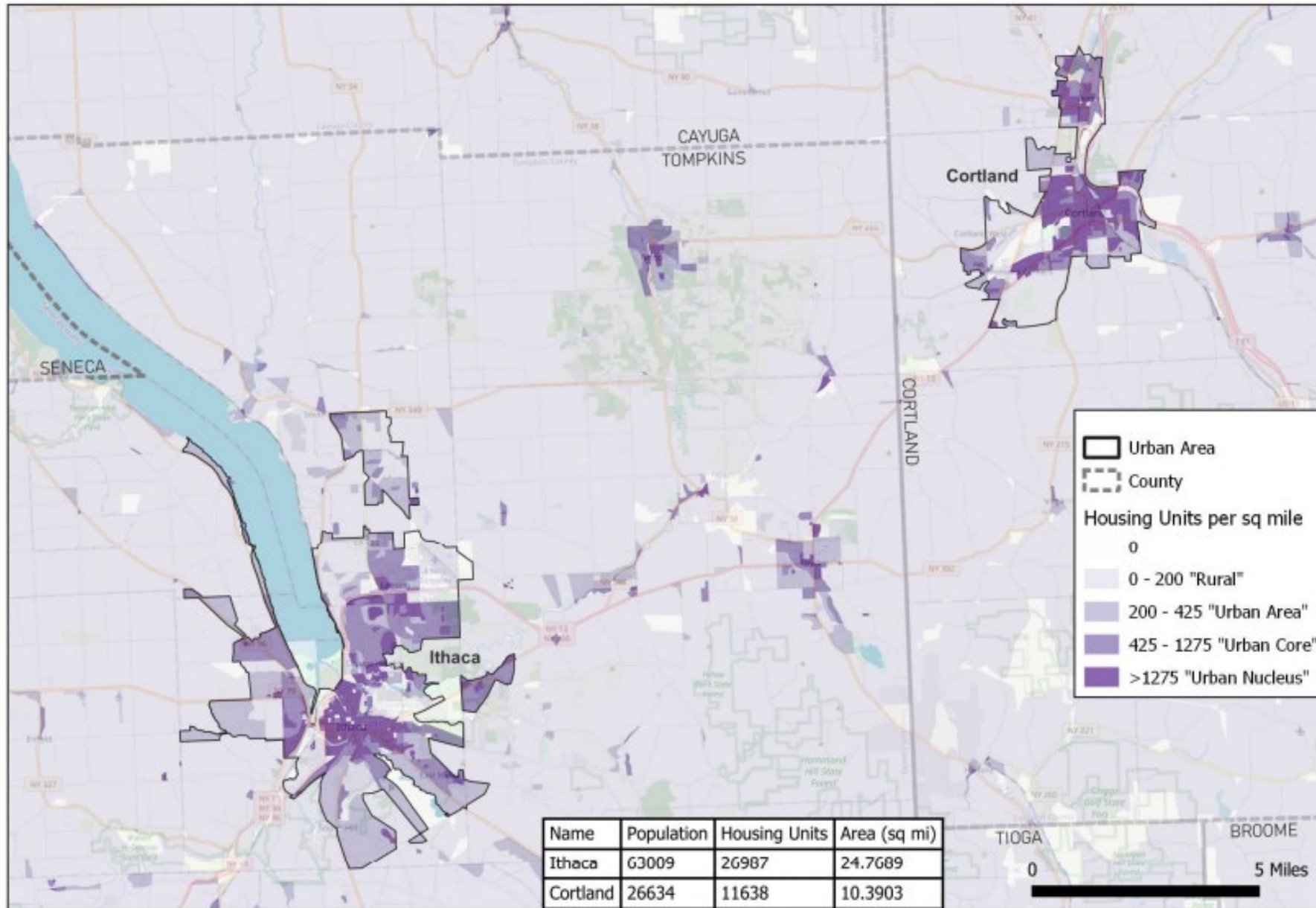
Tompkins County Profile 2023

Cornell Program of Applied Demographics

<https://pad.human.cornell.edu/profiles/Tompkins.pdf>



Ithaca and Cortland Urban Areas



<https://pad.human.cornell.edu/maps2020/maps/UrbanAreas2020.pdf>

Sources: OpenStreetMap, Census Bureau, NYS GIS PAD at Cornell, February 2023

Poverty and Unemployment

Poverty estimates

Label	Estimate	Margin of Error
▼ RACE AND HISPANIC OR LATINO ORIGIN		
White alone	72,668	±677
Black or African American alone	2,420	±505
American Indian and Alaska Native alone	128	±64
Asian alone	7,437	±502
Native Hawaiian and Other Pacific Islander alone	20	±27
Some other race alone	897	±310
Two or more races	5,181	±483
Hispanic or Latino origin (of any race)	3,695	±253
White alone, not Hispanic or Latino	71,382	±609

<https://data.census.gov/table/ACSST5Y2022.S1701?q=poverty&g=050XX00US36109>

Unemployment estimates

Label	Estimate	Margin of Error
▼ RACE AND HISPANIC OR LATINO ORIGIN		
White alone	70,350	±336
Black or African American alone	3,460	±336
American Indian and Alaska Native alone	121	±58
Asian alone	9,201	±278
Native Hawaiian and Other Pacific Islander alone	20	±27
Some other race alone	2,403	±385
Two or more races	3,745	±395
Hispanic or Latino origin (of any race)	4,571	±26
White alone, not Hispanic or Latino	68,899	±248

<https://data.census.gov/table/ACSST5Y2022.S2301?q=unemployment&g=050XX00US36109>



Organizations receiving grants funding **RACIAL JUSTICE** strategies (examples)

ORGANIZATIONS (EXAMPLES)

Greater Ithaca Activities Center (GIAC)

Southside Community Center

Khuba International

Village at Ithaca

Civic Ensemble

Ithaca Welcomes Refugees

Dorothy Cotton Jubilee Singers

OAR (Opportunities, Alternatives and Resources)

Groundswell Center for Local Food & Farming

Open Doors English

Downtown Ithaca Children's Center

Social Ventures (fiscal sponsor)

Center for Transformative Action (fiscal sponsor)

Cornell Cooperative Extension

Natural Leaders Initiative

Youth Farm Project

Ultimate Reentry Program (URO)

Showing Up for Racial Justice (SURJ)

Latino Civic Association of Tompkins County

Civil Warriors Project

Social Justice – Fund Assets

60%

Both flexible, as well as designated and endowed funds held at Community Foundation, employ social justice grantmaking strategies.

www.cftompkins.org

Organizations receiving grants funding **RESOURCE EQUITY** strategies (examples)



Family and Children's Services

Food Bank of the Southern Tier

Child Development Council

Foodnet Meals on Wheels

Ithaca Neighborhood Housing Services

Tompkins County Public Library

Finger Lakes ReUse

Women's Opportunity Center

Running to Places Theatre Company

The Mental Health Association

Suicide & Crisis Prevention Service

Planned Parenthood

Hospicare & Palliative Services

The Advocacy Center

Alternatives Impact

YMCA

Loaves & Fishes

Lifelong

Ithaca Youth Bureau

Golden Opportunities

Catholic Charities

WSKG Public Radio

Sciencenter

Human Services Coalition

Hangar Theatre

History Center of Tompkins County



60%

Of \$23.3 million total fund assets, \$14.0 million specifically employ social justice strategies in their grantmaking. (12/31/23)

What We Are Learning

Relationships matter


Importance of unrestricted operating grants
 “shine a light” on grassroots organizations
 Grant Cycles ...
 Diversity across our work, board, committees

Trust nonprofits

Providing a platform
 “Pass the mic” for voices of lived experience
 Often “first dollars in”
 Many eyes: share requests with many funders
 Philanthropy magnified

Ripple Effects Mapping (REM)

Ourselves and Others



Possible Actions and Additional Thinking

Embed intentional actions into strategic plan
 Define and set goals and measurements
 Board actions – upon completion of book read
 Self-assessment
 Deploy ALL resources: financial, information, relationships
 Continue listening/learning – transparent, humble
 Benchmarking
 Impact investing - locally
 Grant cycle: social justice lens
 Grow collaborations with other funders

Internal and External: philosophy and practice

Social Justice Analysis & Actions

2024

We seek to listen and to learn, to take bold actions to improve the quality of life in Tompkins County.

www.cftompkins.org

