



# Community Foundation of Tompkins County: Grants Analysis Regional Impact and Influence

---

## Philanthropy Magnified



**We Value:**

Integrity, inclusion and transparency in both grant-making and stewardship of resources;

Impartiality and flexibility, matching community needs with donor interests;

Involved donors who are empowered to take bold and effective philanthropic actions;

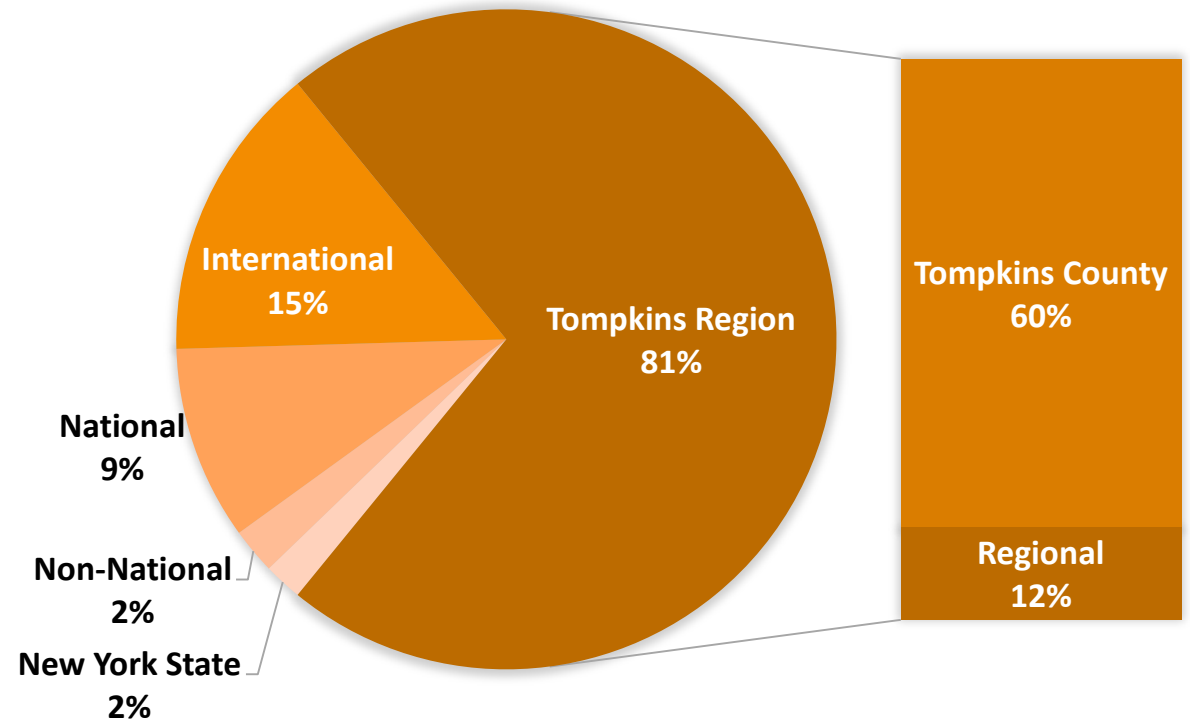
Community leadership in acquiring and sharing of knowledge;

Engaging in best practices and innovative models of service.

**79%** of grants dollars stay in Tompkins County and surrounding region. Of grants totaling \$8.1 million, \$7.5 million are made to organizations in Tompkins County and our region. (01/01/22 - 12/31/24)

[www.cftompkins.org](http://www.cftompkins.org)

**2022-2024 GRANT DOLLAR DISTRIBUTION BASED ON REGION**





# Promoting an Equitable Community Since Establishment (2000 – 2024)

Of the \$26.7 million grant dollars allocated to organizations in Tompkins County and the surrounding region from 2000 - 2024, **\$21.9 million** employ social justice strategies.

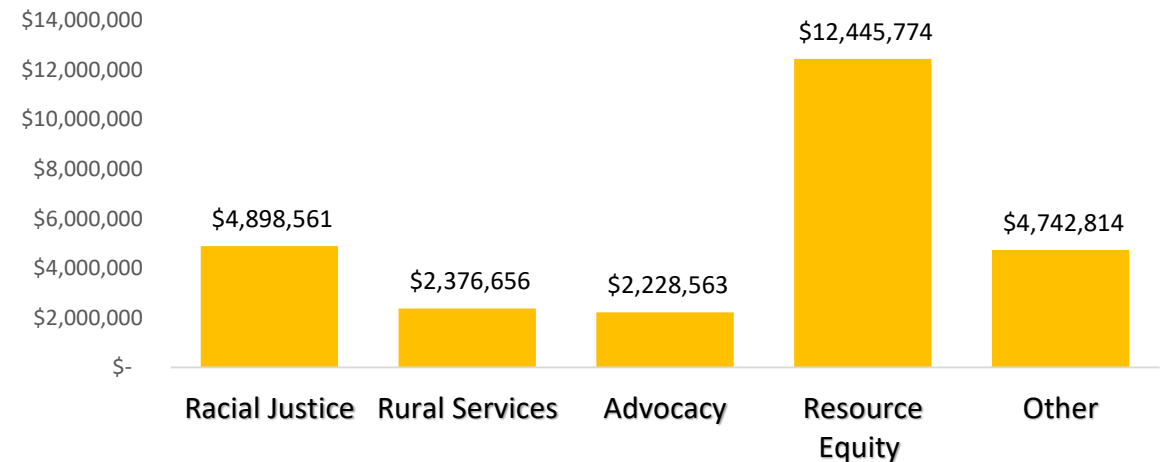
[www.cftompkins.org](http://www.cftompkins.org)

**4903** grants distributed to the Tompkins region, supporting over **300** local organizations in their efforts to promote racial justice, rural services, advocacy, and resource equity



**"shine a light" on grassroots organizations**

2000-2024 Grant Strategy Breakdown



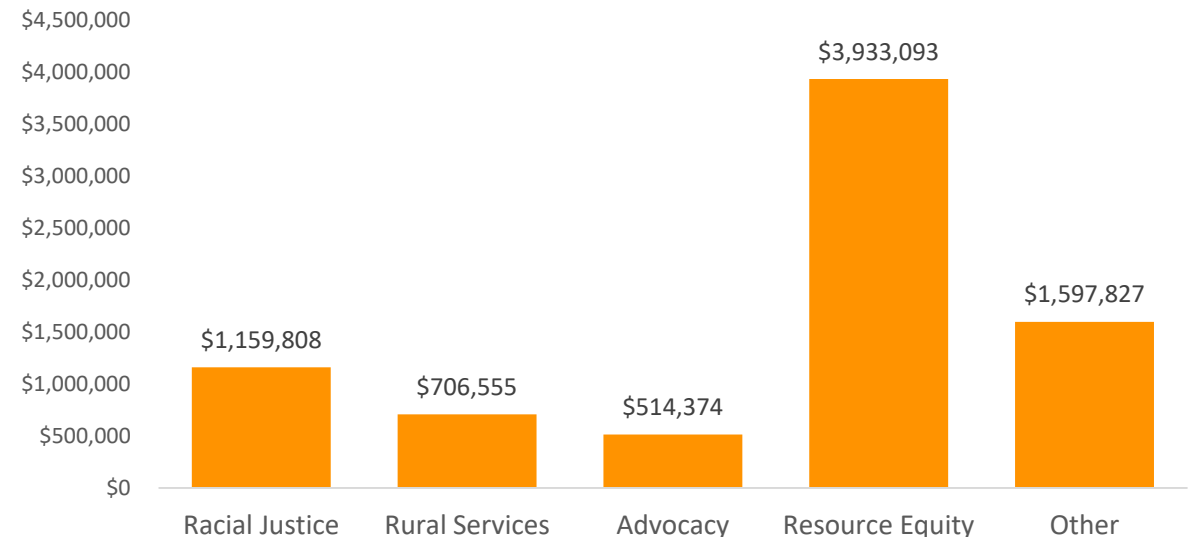


## Zooming In: Social Justice Grants from 2022 – 2024

Granting over \$7.9 million dollars to organizations in Tompkins County in the past 3 years, **80%** of grants (\$6.3 million grant dollars) went towards promoting social justice.

[www.cftompkins.org](http://www.cftompkins.org)

2022-2024 Grant Strategy Breakdown



**80.4%**

**Social Justice Impact Grants**

\$6.3 million of impact, supporting 220+ organizations for social justice impact

**49.7%**

**Resource Equity Impact Grants**

858 grants totaling to \$3,900,000 for programs that provide resources and opportunities for those in need

**14.7%**

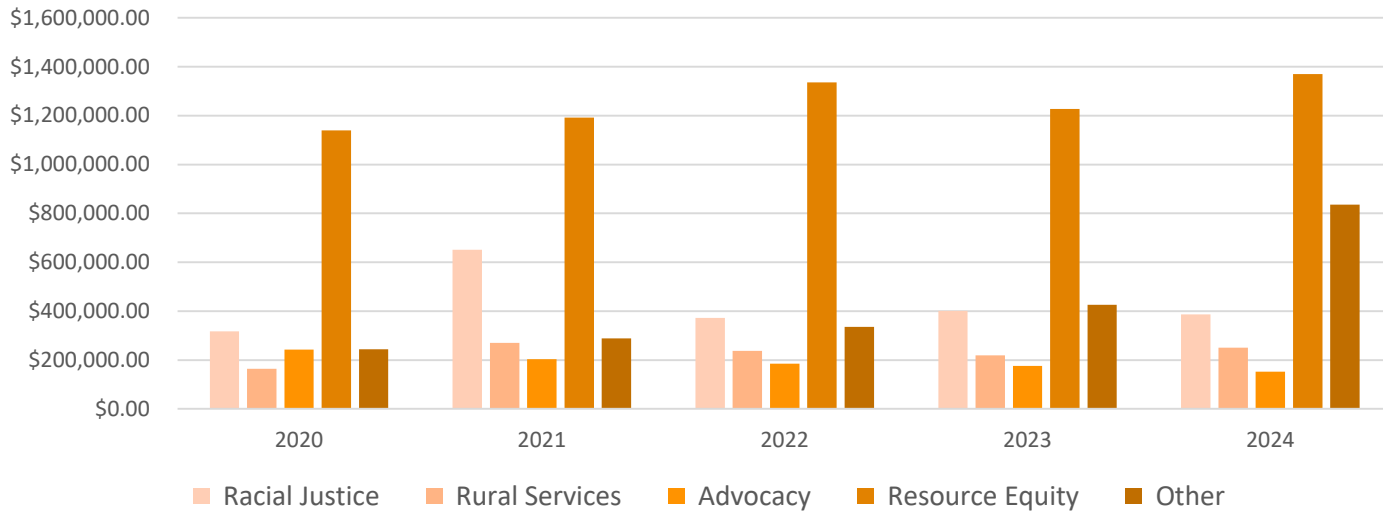
**Racial Justice Impact Grants**

247 grants totaling to \$1,159,807

Supporting organizations such as Ballet and Books Ithaca, Center for Transformative Action, Groundswell Center for Local Food & Farming, Ithaca Welcomes Refugees, Southern Poverty Law Center, Southside Community Center, & more!

# Growing Support: 5 Year Analysis of Social Justice Grants

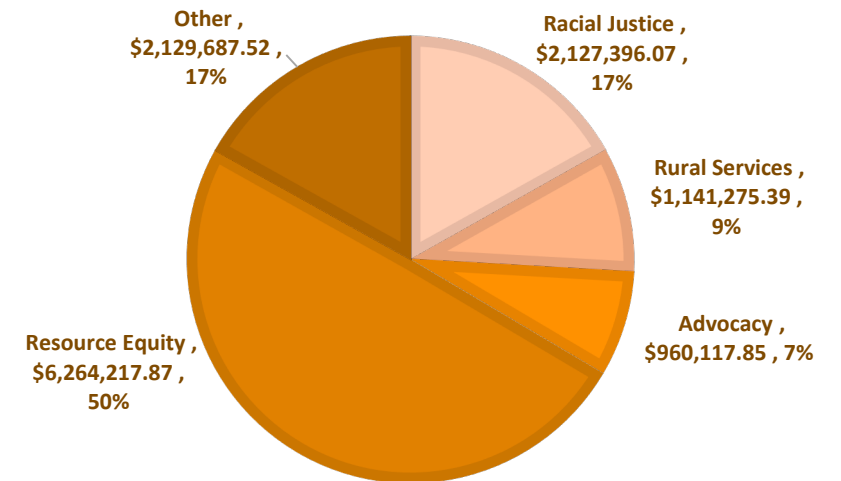
Social Justice Grants in Tompkins Region By Year



- 16% increase in grant dollars allocated to social justice impact grants with the support of **174 + funds and 3000 + donors**
- In 2024, there were four \$500,000 or more grants to organizations that employ other strategies such as Cornell University, Ocean Conservancy Inc, American National Red Cross

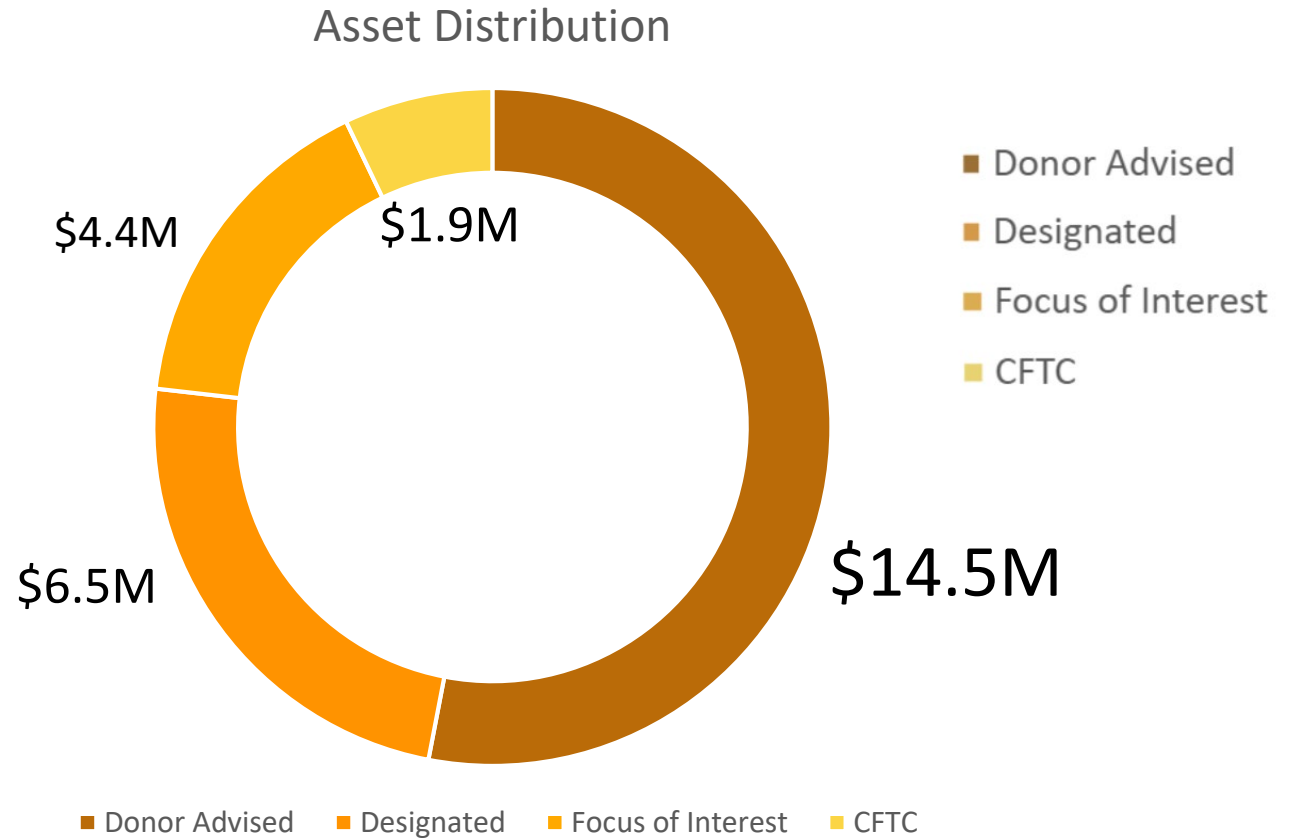
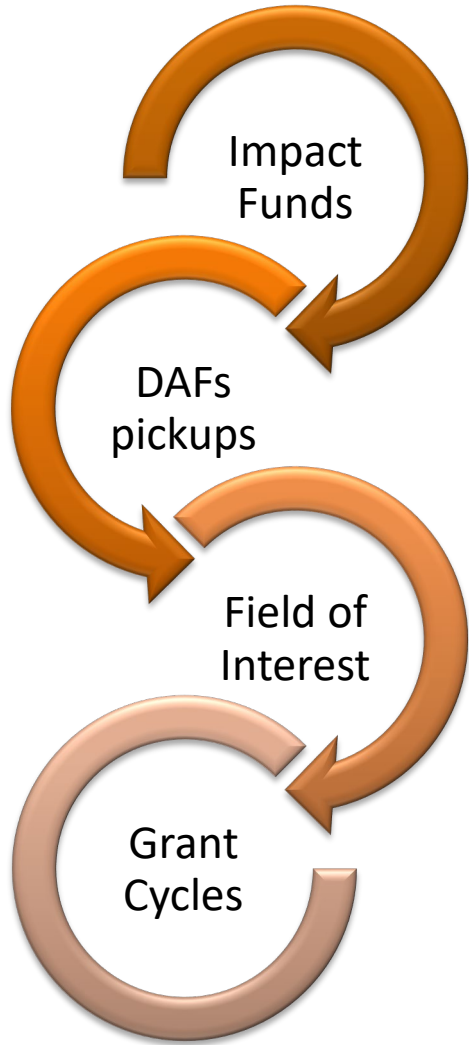
	2020	2021	2022	2023	2024
<b>\$ Social Justice Impact /Region</b>	\$1,862,483	\$2,316,695	\$2,131,106	\$2,023,689	\$2,159,033

2020-2024 GRANT STRATEGY BREAKDOWN



- In particular, we have connected 121 funds to **246** regional organizations that have a focus in promoting social justice in the Tompkins region in the last 5 years (2020-2024). Compared to the previous 5 year period (2015-2019), we increased the number of funds granting to social justice efforts by **21%**.

# Sharing Needs Expands Funding

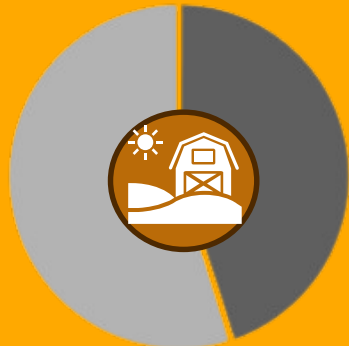


Tompkins County Demographics
0.2% Native American, Alaska Native
4.0% Black, African American
6.7% Hispanic or Latino
10.0% Asian
0.6% Some other race
5.9% Two or more races
72.6% White

# Tompkins County Demographics

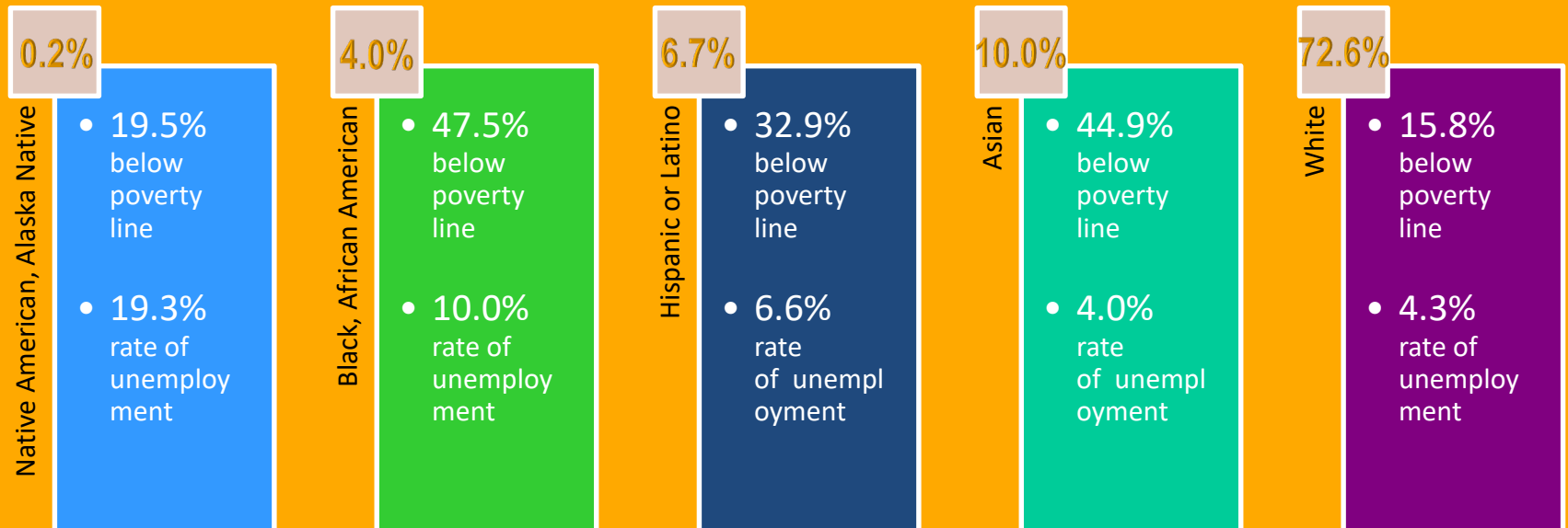
# 27%

105,740 population Tompkins County, NY Of which 27% is a minority population and 73% a white population. census.gov (as of 2020)



## 45% Rural

45% of Tompkins County is rural, 55% resides in urban areas.



Source: US Census Bureau 2020

<https://data.census.gov/>

Tompkins County Profile 2023

Cornell Program of Applied Demographics

<https://pad.human.cornell.edu/profiles/Tompkins.pdf>





## Organizations receiving grants funding **RACIAL JUSTICE** strategies

### ORGANIZATIONS (EXAMPLES)

Greater Ithaca Activities Center (GIAC)

Southside Community Center

Khuba International

Village at Ithaca

Civic Ensemble

**Ithaca Welcomes Refugees**

Dorothy Cotton Jubilee Singers

OAR (Opportunities, Alternatives and Resources)

Groundswell Center for Local Food & Farming

**Open Doors English**

Downtown Ithaca Children's Center

Social Ventures (fiscal sponsor)

Center for Transformative Action (fiscal sponsor)

Cornell Cooperative Extension

Natural Leaders Initiative

**Youth Farm Project**

Ultimate Reentry Program (URO)

Showing Up for Racial Justice (SURJ)

Latino Civic Association of Tompkins County

Civil Warriors Project





Organizations receiving grants funding  
**RESOURCE EQUITY** strategies (examples)

- Family and Children's Services
- Food Bank of the Southern Tier
- Child Development Council
- Foodnet Meals on Wheels
- Ithaca Neighborhood Housing Services
- Tompkins County Public Library
- Finger Lakes ReUse
- Women's Opportunity Center**
- Running to Places Theatre Company**
- The Mental Health Association
- Suicide & Crisis Prevention Service**



- The Advocacy Center
- Alternatives Impact
- YMCA
- Loaves & Fishes
- Ithaca Youth Bureau
- Golden Opportunities
- Catholic Charities
- WSKG Public Radio
- Sciencenter
- Human Services Coalition**
- Planned Parenthood
- Hospicare & Palliative Services
- History Center of Tompkins County



Ensuring members of the community have “opportunities for growth and health”

-Sandy True

Fund Advisor of the Sandy and Jay True Fund

## 2024 Listening to the needs of the community and building relationships that matter:

- Unrestricted operational grants in supporting **projects that are "not glamorous but impactful"**
- Platform with events (Let's Talks, site visits, and more!) that empower grassroots organizations and **"get the word"** out to a larger audience"
- Uniting diverse volunteers for a better Tompkins

## ... Looking Ahead 2025

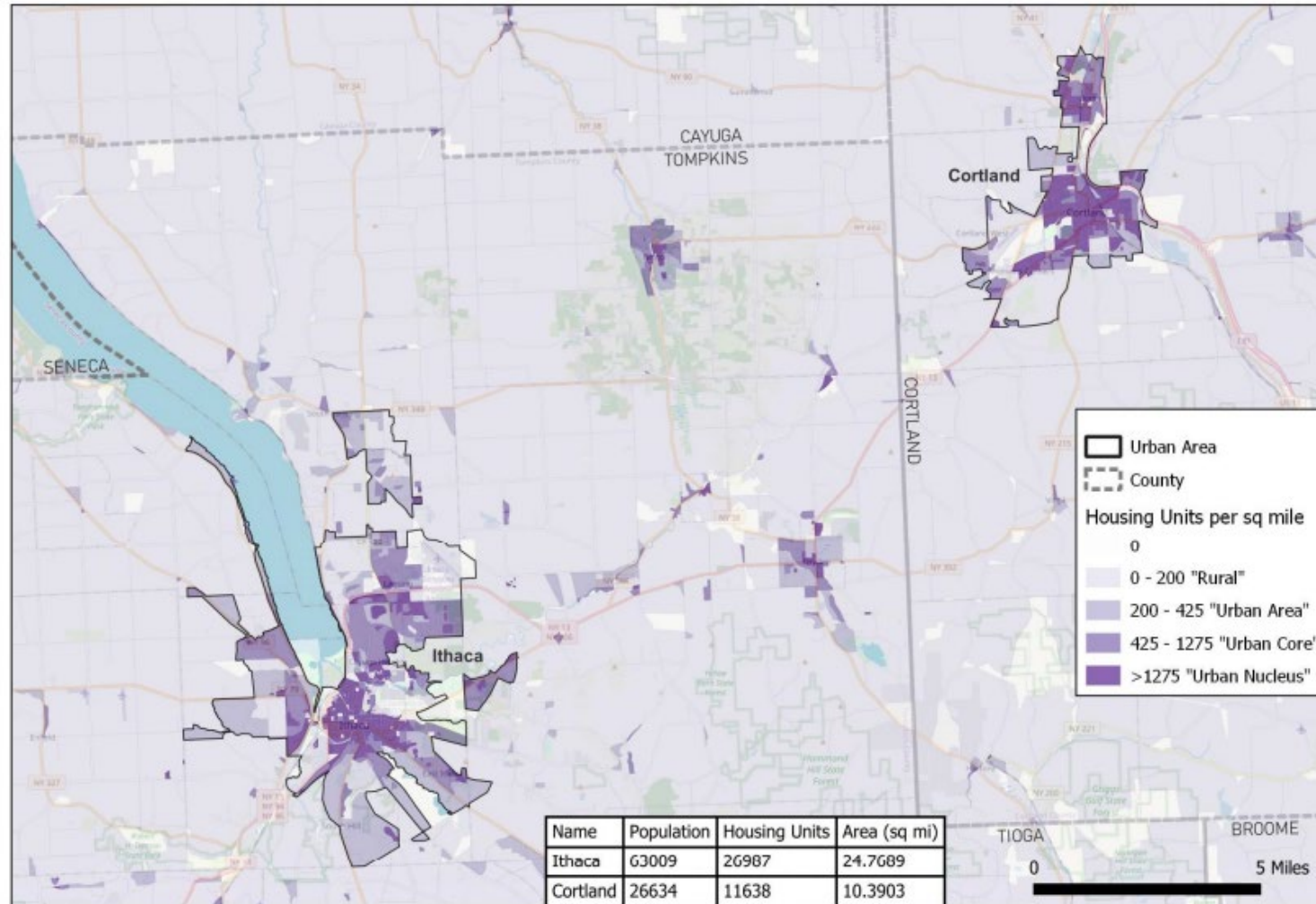
- Intentional actions and strategic deployment of resources, connections, and information
- Self-reflection & goal setting
- Local impact investment
- **Consistent** grant cycle and off grant cycle **support** – support from community connections and funders



# Population and Housing

Ithaca and Cortland Urban Areas

15



<https://pad.human.cornell.edu/maps2020/maps/UrbanAreas2020.pdf>

Sources: OpenStreetMap, Census Bureau, NYS GIS PAD at Cornell, February 2023

# Poverty and Unemployment

## Poverty estimates

Label	Estimate	Margin of Error
▼ RACE AND HISPANIC OR LATINO ORIGIN		
White alone	72,668	±677
Black or African American alone	2,420	±505
American Indian and Alaska Native alone	128	±64
Asian alone	7,437	±502
Native Hawaiian and Other Pacific Islander alone	20	±27
Some other race alone	897	±310
Two or more races	5,181	±483
Hispanic or Latino origin (of any race)	3,695	±253
White alone, not Hispanic or Latino	71,382	±609

<https://data.census.gov/table/ACSST5Y2022.S1701?q=poverty&g=050XX00US36109>

## Unemployment estimates

Label	Estimate	Margin of Error
▼ RACE AND HISPANIC OR LATINO ORIGIN		
White alone	70,350	±336
Black or African American alone	3,460	±336
American Indian and Alaska Native alone	121	±58
Asian alone	9,201	±278
Native Hawaiian and Other Pacific Islander alone	20	±27
Some other race alone	2,403	±385
Two or more races	3,745	±395
Hispanic or Latino origin (of any race)	4,571	±26
White alone, not Hispanic or Latino	68,899	±248

<https://data.census.gov/table/ACSST5Y2022.S2301?q=unemployment&g=050XX00US36109>